


DUCATI MULTISTRADA


WORLD SPORT PERFORMANCE SEAT

PART #WS-539

INSTALLATION INSTRUCTIONS




1
On right side panel,
remove the two 4mm screws.



2
On right and left side panels,
remove the two 8mm screws.




3
On the left side panel, twist the
quarter-turn fastener.




4
On the left side panel, pull out the
slide clip. Next pull the side panel off its
two pressure studs.



5
On the left side only,
remove the 4mm screw.



6
Pull the nose piece straight out of
its two snap-in pins.



7
Remove two 8mm screws on both
undersides of front panels.